

Stick Magnets anywhere you like!

INSTRUCTIONS:

1. Print out all of the magnet pages on magnetic paper.
2. Cut out each magnet along the dotted lines.
3. Remember to ask an adult for help when cutting!
4. Remove the adhesive backing from each magnet.
5. Stick your magnets on any metal surface.



Over the Hedge TM & © 2006 DreamWorks Animation LLC. All Rights Reserved.




cut here ✂



cut here ✂



cut here ✂



cut here ✂




cut here ✂



cut here ✂



cut here ✂



cut here ✂




cut here ✂



cut here ✂



cut here ✂



cut here ✂

